

# Atom




Acoustic  
Pod



## CONTENT

4	ATOM
9	Privacy
15	Comfort
25	Model Size
39	Specifications
43	Swtach

# Atom

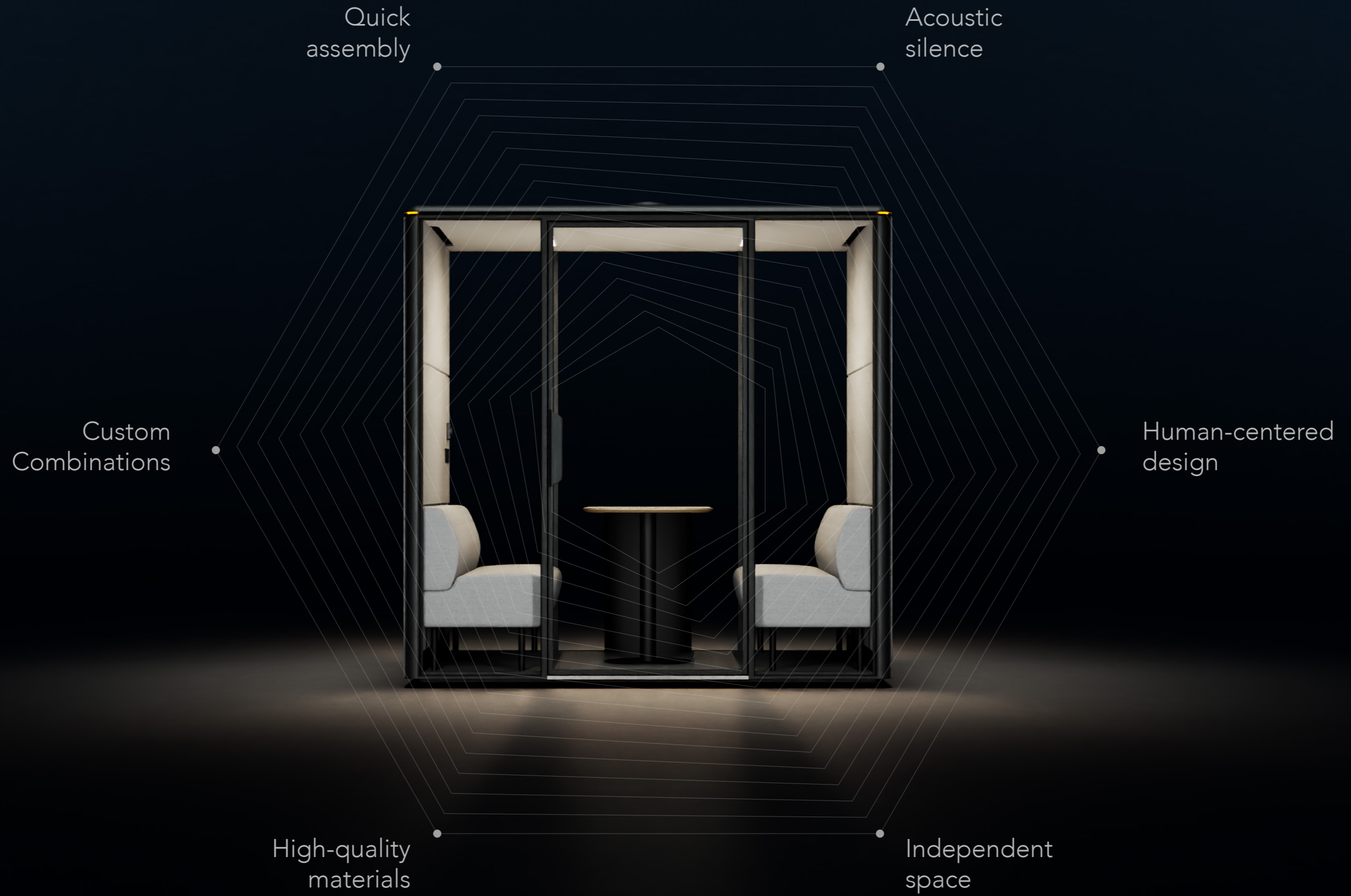


We believe that the best workspace, like the physical world, should be constructed from the most essential, stable, and freely combinable units. The ATOM soundproof cabin is inspired by this: each individual soundproof cabin is an "acoustic atom."

Just as atoms bond together to form everything, the core of ATOM lies in its modular design system. Each standardized soundproof cabin unit is like an "atomic nucleus" with a complete acoustic structure, while the interfaces and connection systems are its "electronic layers"—defining the connection methods and possibilities.



**Flexible deployment  
diverse Spaces**



# Silence



class A  
**31 dB**  
Reduction of  
speech noise level.




A double-seal design is introduced at key acoustic bridge areas such as the door frame and glass edges. Through the tight interlocking of the physical structure, a highly airtight acoustic fortress is constructed, cutting off the sound propagation path at a microscopic level and minimizing sound leakage.

The front is made of laminated glass, which utilizes the principle of sound wave attenuation in the film medium to effectively block external noise while maintaining visual transparency and open space, achieving a perfect balance between "transparency and brightness" and "ultimate tranquility".





# air-flow



100%  
ventilation in  
**2.4** mins  
Refresh the air

**Intelligent Sequential Ventilation:** The system is preset to automatically exchange air for 5 minutes every 30 minutes, requiring no manual intervention. This continuously maintains a high oxygen content and fresh odor within the cabin, creating a healthy, breathable space.

**Silenced Duct Technology:** We utilize the principle of silenced plenum chambers, incorporating high-performance sound-absorbing materials within the ductwork. As airflow occurs, sound energy is absorbed layer by layer, maximizing air exchange while minimizing sound transmission through the ductwork. This ensures a consistently quiet experience during system operation.

Employing a scientifically designed top-intake, bottom-exit airflow circulation path, it creates a micro-positive pressure airflow with no dead zones, ensuring consistently dry breathing and fresh odors.

All of this occurs silently.



# light



CRI  
**Ra90+**  
Bright and clear  
vision




The ATOM Silent Cabin uses OSRAM LED modules, a top international brand light source, laying the foundation for high-quality lighting. Equipped with professional anti-glare prism lock technology, the light is refracted through multiple layers to become uniform and soft, eliminating glare. Its color rendering index (CRI) is > 90 (Ra > 90), almost perfectly reproducing the true colors of objects.

Whether showcasing product samples in video conferences or reviewing design drafts, it ensures visual accuracy and a WYSIWYG (what you see is what you get) experience.



Say goodbye to monotonous lighting. ATOM offers adjustable color temperature and brightness, allowing you to customize the cabin atmosphere to suit your mood or work.


Whether it's a highly focused brainstorming session or a relaxing midday nap, there's always a beam of light perfectly positioned to accompany you.



# Comfort



**Concealed door closer**  
Concealed cam door closer, slow closing,  
100% automatic closing.



**Magnetic door lock**  
Aluminum alloy door lock, magnetic door lock.



**Human body sensing**  
The implantation of a passive infrared (PIR) sensor automatically activates the ventilation system and lighting, and illuminates a status indicator light, when the user enters the enclosure.



**Modular power socket**  
Universal high-voltage socket, USB Type-A/C, selectable with multiple international standards and telephone/network connections.

# facilities

Enjoy focus

immediately





We understand that every workplace is unique.

Therefore, atom offers a model matrix covering multiple sizes to precisely address diverse needs. Whether you need a private space for deep focus or crave an open environment for team collaboration, there's an atom soundproof booth for you.

# Model S



2.7m<sup>2</sup>

capacity  
1 people

Space is limited, but needs are limitless.

With a compact footprint of only 2.7 square meters, the Model S becomes the most flexible "silent plug-in" in the office. It's not just an efficiency pod for focused work, but also a safe haven for making private phone calls, and even a sanctuary for quiet contemplation.

Whether placed in a corner or an open area, the Model S instantly creates a private and quiet space.





## Model M



3.7m<sup>2</sup>  
capacity  
1 people

With a width of 2.2 meters, a compact cabin can become surprisingly spacious.

The Model M, with its unconventional lateral dimensions, creates a highly flexible acoustic space. It can be an immersive personal workstation, allowing you to lose track of time in focused concentration; a private conversation room for two, where confidential discussions can flow freely; or even a quiet reading nook, a secluded haven for finding inspiration.

# Model L



4.7m<sup>2</sup>

capacity  
2 people

When space becomes a bottleneck, consider exploring possibilities in narrow spaces.

Model L is specifically designed for narrow areas such as corridors and passageways. With its slim 2.3m x 1.0m dimensions, it easily integrates into wasted linear spaces, transforming them into comfortable acoustic chat rooms.

It's no longer a bulky, space-consuming structure, but rather an easily accessible face-to-face conversation area for employees—eliminating the need to search for empty meeting rooms for every brief communication session.





## Model XL



5.7m<sup>2</sup>  
capacity  
4 people

When space is ample, possibilities unfold.

The Model XL, with its generous 2.3m x 1.8m dimensions, redefines the boundaries of the soundproof cabin. It easily accommodates up to four people for formal meetings, or transforms into a spacious executive office, providing decision-makers with undisturbed, independent thinking space.

Its superior acoustic design ensures clear, pure voices during video conferences, completely eliminating echoes and external noise interference—making every remote communication feel as real and efficient as face-to-face interaction.

# Model XXL



**6.7m<sup>2</sup>**  
capacity  
6 people

As teams grow, communication requires more efficient spatial arrangements.

The Model XXL, with its spacious 2.6m x 2.5m dimensions, comfortably accommodates up to 6 people for simultaneous meetings, becoming a collaborative hub for rapid and seamless communication within project teams.

Its highly adaptable design allows for customized size and configuration to meet diverse needs beyond large meetings and even office environments. Strategically placed near workstations, it ensures that every brainstorming session is within easy reach.

